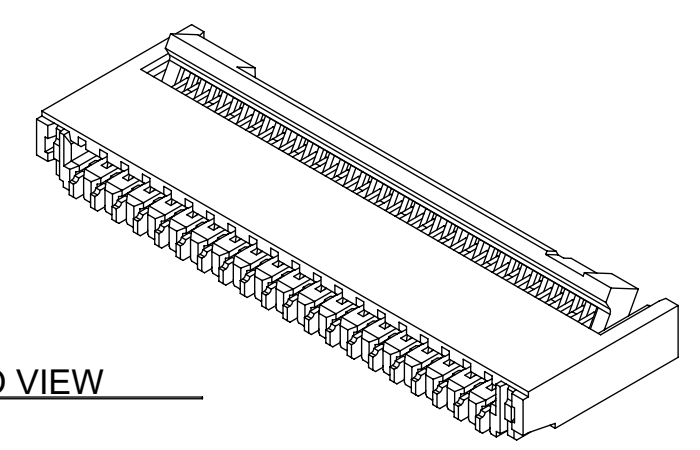


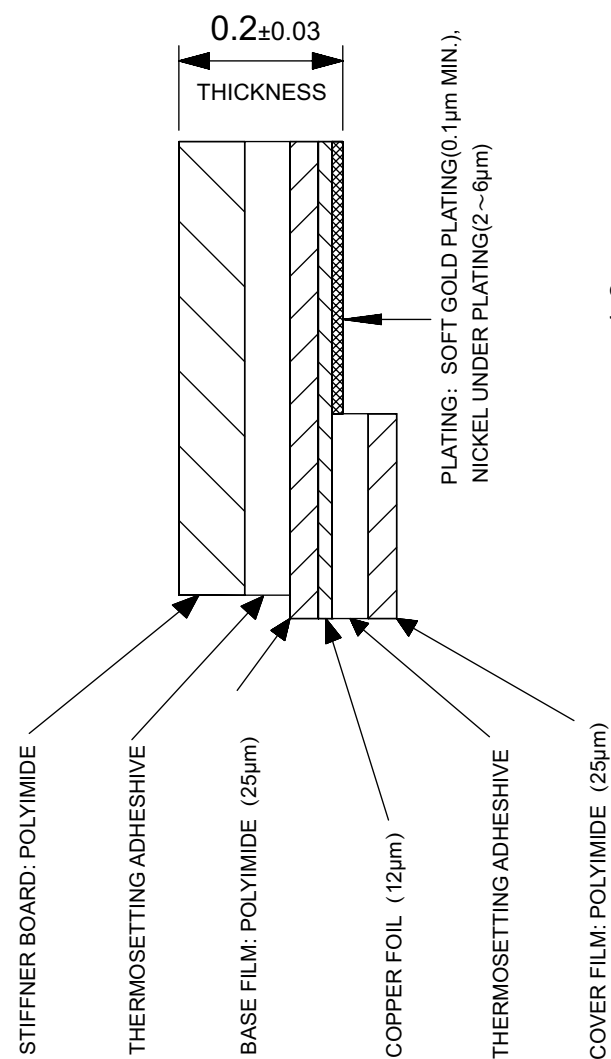
- NOTES**
- MATERIAL**
 HOUSING : THERMOPLASTIC RESIN, BLACK,UL94 V-0
 ACTUATOR : THERMOPLASTIC RESIN
 TERMINAL : COPPER ALLOY(t0.08),GOLD OVER NICKEL PLATING
 FITTING NAIL : COPPER ALLOY(t0.12),TIN OVER NICKEL PLATING PLATING
 - TERMINAL**
 CONTACT AREA : GOLD PLATING 0.1 MICROMETER MNIMUM
 AIL AREA : GOLD PLATING
 UNDER PLATING : NICKEL PLATING 1.0 MICROMETER MINIMUM
 FITTING NAIL
 TIN PLATING 1.0 MICROMETER MNIMUM
 UNDER PLATNG : NICKEL PLATING 1.0 MICROMETER MINIMUM
 - COPLANARITY OF TAILS AND FITTING NAILS :0.1 MAXIMUM.**
 - HE TOLERANCE SETTING OF EACH DIMENTION IS AS FOLLOWS.**

寸法範囲 DIMENSIONAL RANGE	公差 TOLERANCES
±0.3 30≦寸法値 DIMENTION	
10≦寸法値 DIMENTION<30	±0.25
1≦寸法値 DIMENTION<10	±0.2
0.5≦寸法値 DIMENTION<1	±0.1
0.25≦寸法値 DIMENTION<0.5	±0.05
寸法値 DIMENTION<0.25	±0.03

0.074	13.6	14.84	14.4	14	15.5	FPC02-504070-7181	5,000	71
0.064	11.6	12.84	12.4	12	13.5	FPC02-504070-6191	3,000	61
0.054	9.6	10.84	10.4	10	11.5	FPC02-504070-5191	3,000	51
0.043	7.2	8.44	8	7.6	9.1	FPC02-504070-3991	3,000	39
WEIGHT(g)	E	D	C	B	A	EMBOSSEDPACKAGE	NUMBER	CIRCUITS

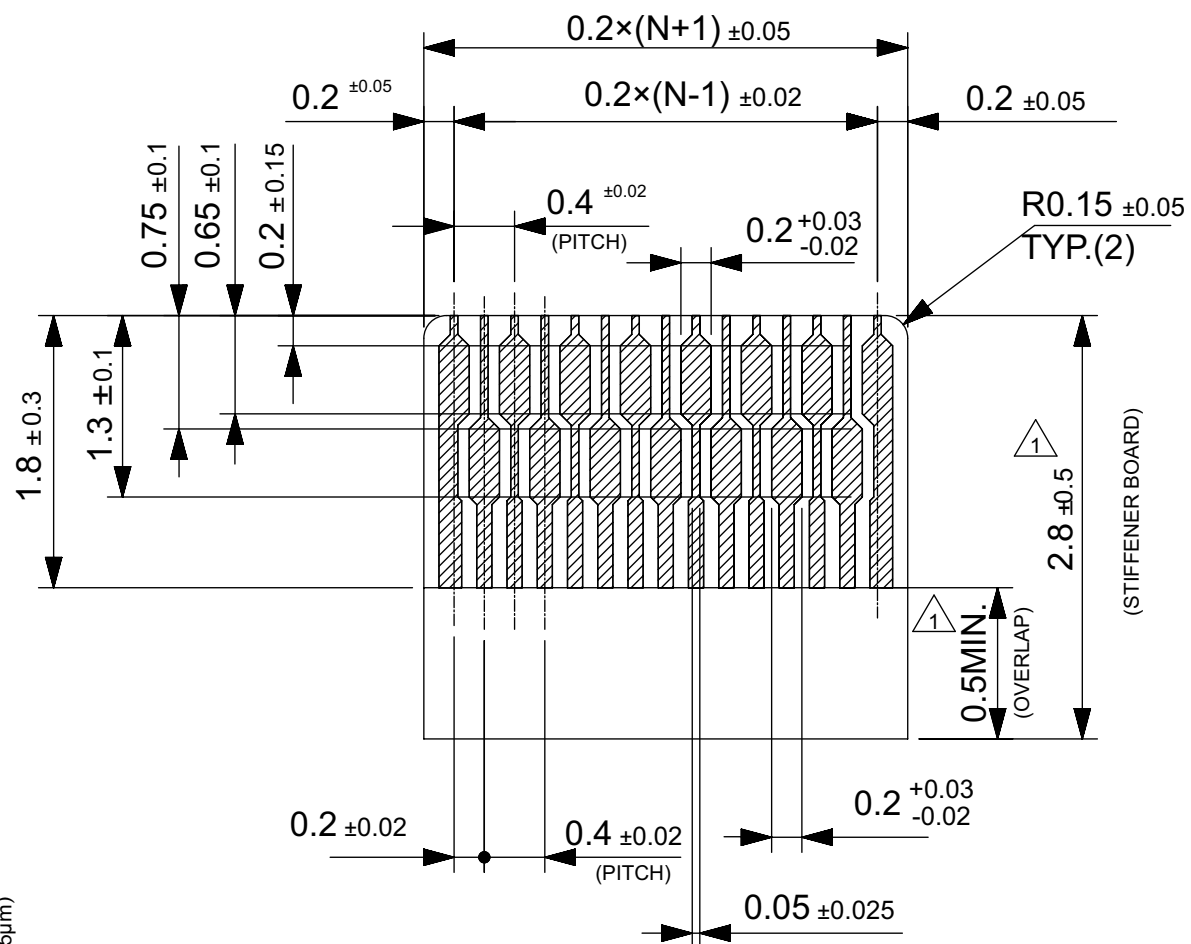


GENERAL TOLERANCES (UNLESS SPECIFIED)	MM	20:1	Sinkelee		
	DRWN BY	DATE			
ANGULAR TOL ±1.0°	Jack	2016/03/18	FPC02-504070-6191		
4 PLACES ^{2A} ±0.03	APPR BY	DATE	PRODUCT CUSTOMER DRAWING		
3 PLACES ±0.03	Joson	2016/03/31	MATERIAL NUMBER		
2 PLACES ±0.05	APPR BY	DATE	CUSTOMER		
1 PLACE ±0.1	TKUSUHARA01	2016/03/31	SEE SHEET 1		
0 PLACES ±0.2	DRAWING SIZE	THIRD ANGLE PROJECTION	DOCUMENT NUMBER		
DRAFT WHERE APPLICABLE MUST REMAIN WITHIN DIMENSIONS	A3		5040701000		
			DOC TYPE	DOC PART	SHEET NUMBER
			PSD	000	1 OF 2



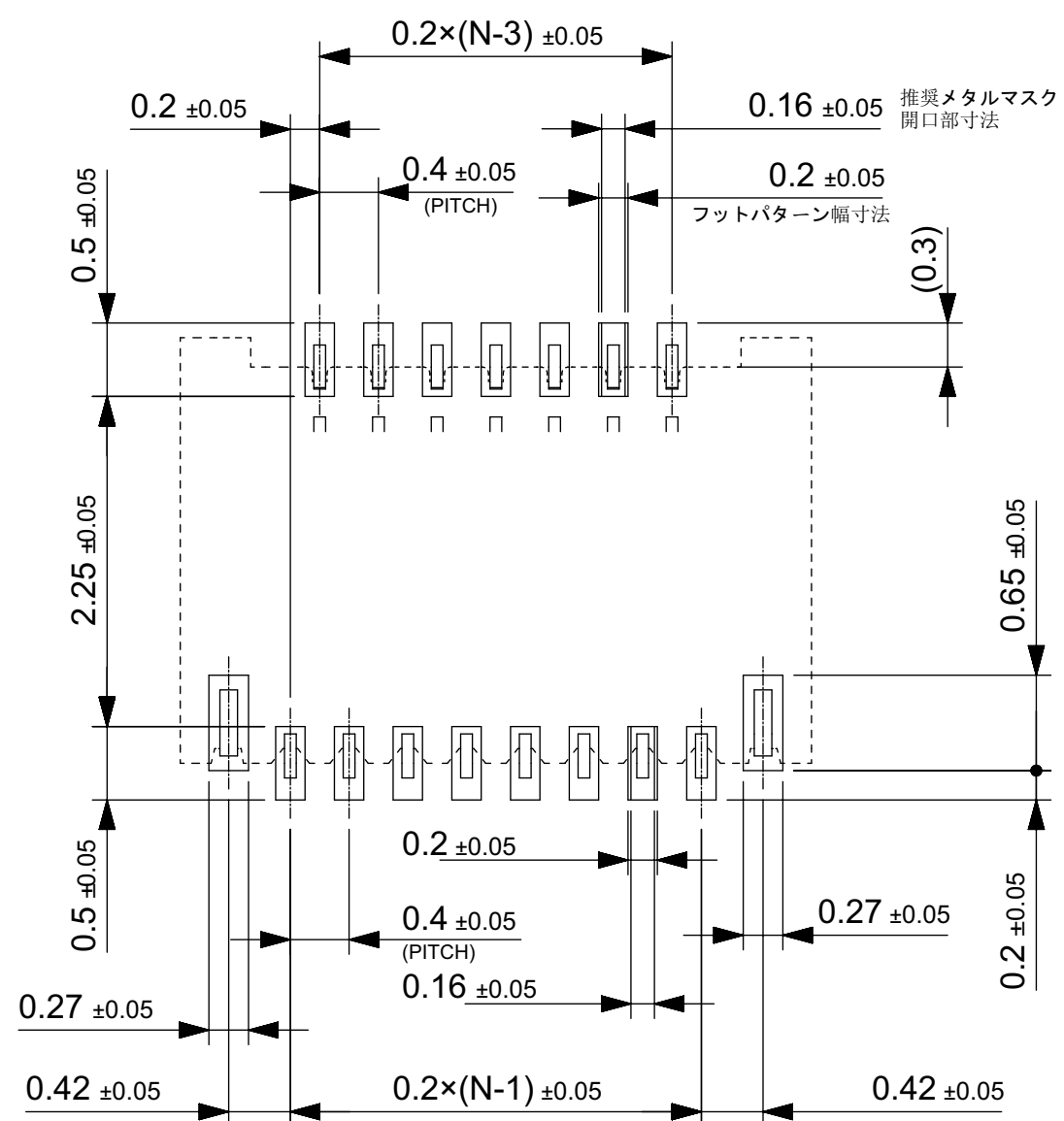
(STRUCTURE OF FPC)

PLATING: SOFT GOLD PLATING(0.1µm MIN.),
NICKEL UNDER PLATING(2~6µm)



APPLICABLE FPC OF GOLD PLATING
RECOMMENDED DIMENSION

(THICKNESS:0.2±0.03)



RECOMMENDED
P.C.B PATTERN LAYOUT

RECOMMEND SCREEN THICKNESS : 100µm
RECOMMEND SCREEN OPEN RATIO : 80%

ABOUT FPC)
RECOMMENDED PUNCHER DIRECTION : FROM CONDUCTOR SIDE TO STIFFNER FILM SIDE.
RECOMMENDED MATERIAL: STIFFENER FILM : POLYIMIDE
BONDING AGENT : THERMOSETTING AGENT
PLEASE PUT APPROPRIATE AMOUNT OF ADHESIVE ON ADHEREND
BECAUSE THERE IS A POSSIBILITY THAT THE EXTRA ADHESIVE
CAUSES THE DEFECT IN ELECTRICAL CONTINUITY.

WHEN STIFFENER BOARD DIMENSION CAN NOT
SECURE AS DRAWING, PLEASE GIVE THE OVERLAP
SIZE OF COVER FILM AND STIFFENER BOARD AS 0.5mm MINIMUM.

GENERAL TOLERANCES (UNLESS SPECIFIED)	MM	20:1	Sinkelee		
	DRWN BY	DATE			
ANGULAR TOL ±1.0°	Jack	2016/03/18	FPC02-504070-6191		
4 PLACES ^{2A} ±0.03	APPR BY	DATE	PRODUCT CUSTOMER DRAWING		
3 PLACES ±0.03	Joson	2016/03/31	MATERIAL NUMBER		
2 PLACES ±0.05	APPR BY	DATE	CUSTOMER		
1 PLACE ±0.1	TKUSUHARA01	2016/03/31	SEE SHEET 1		
0 PLACES ±0.2	DRAWING SIZE	THIRD ANGLE PROJECTION	DOCUMENT NUMBER		
DRAFT WHERE APPLICABLE MUST REMAIN WITHIN DIMENSIONS	A3		5040701000		
			DOC TYPE	DOC PART	SHEET NUMBER
			PSD	000	1 OF 2