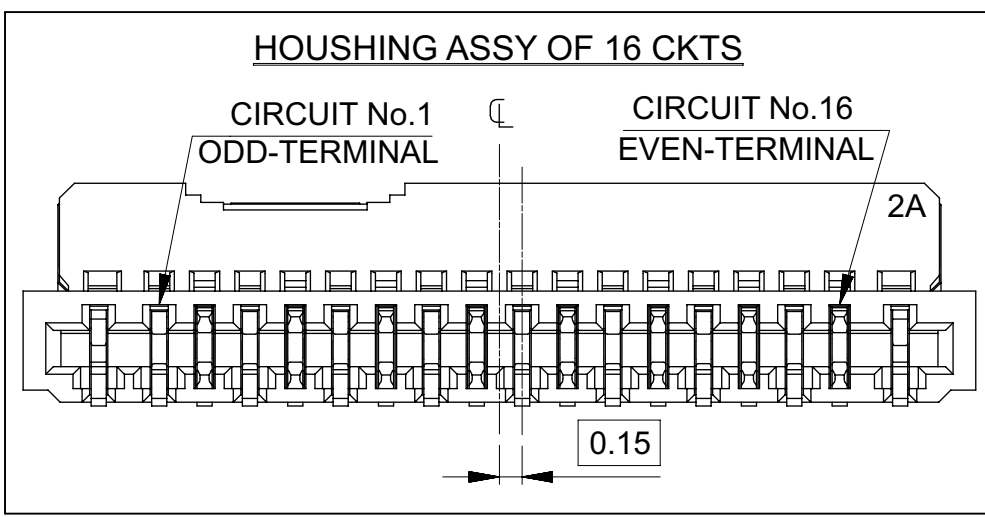
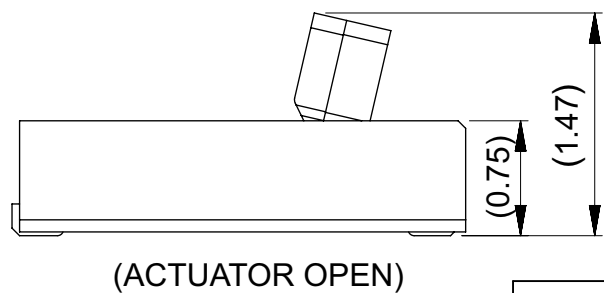
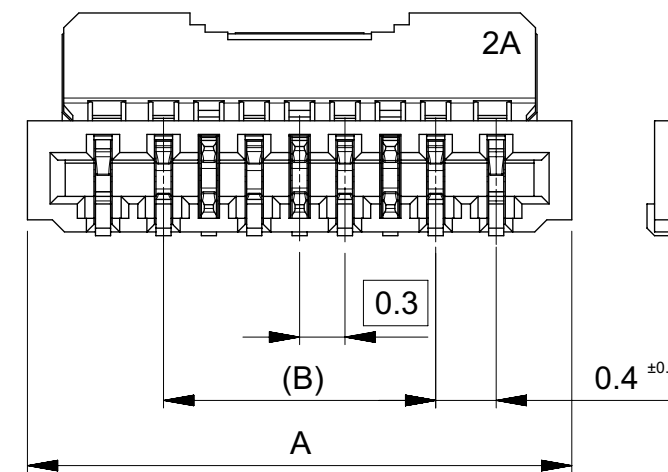
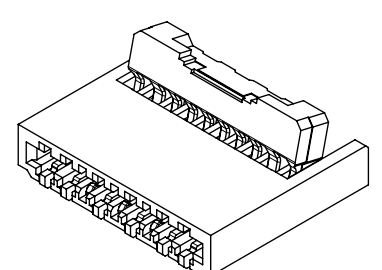
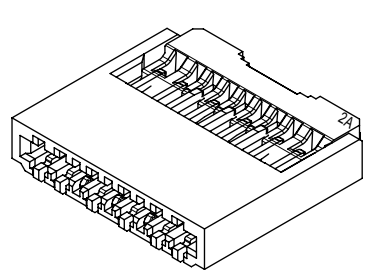
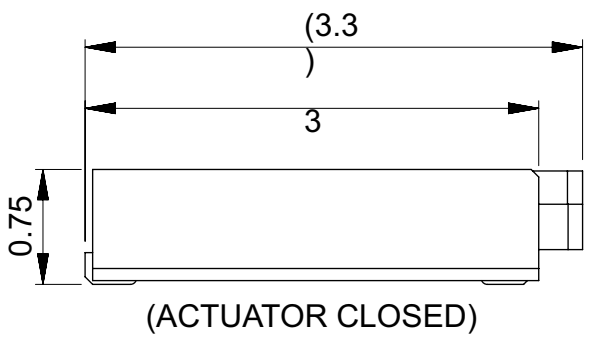
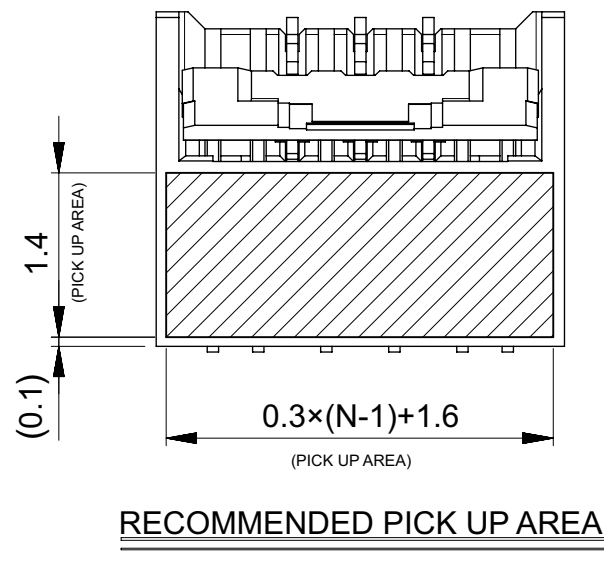


- NOTES:
- MATERIAL  
 HOUSING: LIQUID CRYSTAR POLYMER, BLACK, GLASS FILLED, UL94 V-0  
 ACTUATOR: POLYAMIDE, GRAY, GLASS FILLED, UL94 HB  
 ODD TERMINAL: COPPER ALLOY(t=0.10)  
 EVEN TERMINAL: COPPER ALLOY(t=0.10)  
 LOCK TERMINAL: COPPER ALLOY(t=0.10) PLATING
  - ODD/EVEN TERMINAL  
 CONTACT AREA: SEPARATED GOLD PLATING (0.1 MICROMETER MINIMUM)  
 SOLDER TAIL AREA: SEPARATED GOLD PLATING UNDERPLATE: NICKEL PLATING (1.0 MICROMETER MINIMUM)  
 LOCK TERMINAL SOLDER TAIL AREA: SEPARATED GOLD PLATING UNDERPLATE: NICKEL PLATING(1.0 MICROMETER MINIMUM)
  - TAILS' COPLANARITY TO BE 0.1 MAXIMUM.
  - ELV AND RoHS COMPLIANT



18.5	17.4	19.3	18.0	19.8	FPC03-504754-6100	61
15.5	14.4	16.3	15.0	16.8	FPC03-504754-5100	51
12.5	11.4	13.3	12.0	13.8	FPC03-504754-4100	41
11.9	10.8	12.7	11.4	13.2	FPC03-504754-3900	39
11.3	10.2	12.1	10.8	12.6	FPC03-504754-3700	37
10.7	9.6	11.5	10.2	12.0	FPC03-504754-3500	35
10.1	9.0	10.9	9.6	11.4	FPC03-504754-3300	33
9.5	8.4	10.3	9.0	10.8	FPC03-504754-3100	31
7.7	6.6	8.5	7.2	9.0	FPC03-504754-2500	25
6.5	5.4	7.3	6.0	7.8	FPC03-504754-2100	21
5.0	4.2	5.8	4.5	6.3	FPC03-504754-1900	19
4.7	3.6	5.5	4.2	6.0	FPC03-504754-1500	15
3.5	2.4	4.3	3.0	4.8	FPC03-504754-1100	11
2.9	1.8	3.7	2.4	4.2	FPC03-504754-0900	09
2.3	1.2	3.1	1.8	3.6	FPC03-504754-0700	07
E	D	C	B	A	EMBOSSED PACKAGE	CIRCUITS



GENERAL TOLERANCES (UNLESS SPECIFIED)		MM	20:1
ANGULAR TOL ±1.0°		DRWN BY	DATE
4 PLACES <sup>2A</sup> ± 0.03		Jack	2016/03/18
3 PLACES ± 0.03		APPR BY	DATE
2 PLACES ± 0.05		Joson	2016/03/31
1 PLACE ± 0.1		APPR BY	DATE
0 PLACES ± 0.2		TKUSUHARA01	2016/03/31
DRAFT WHERE APPLICABLE MUST REMAIN WITHIN DIMENSIONS		DRAWING SIZE	THIRD ANGLE PROJECTION
		A3	

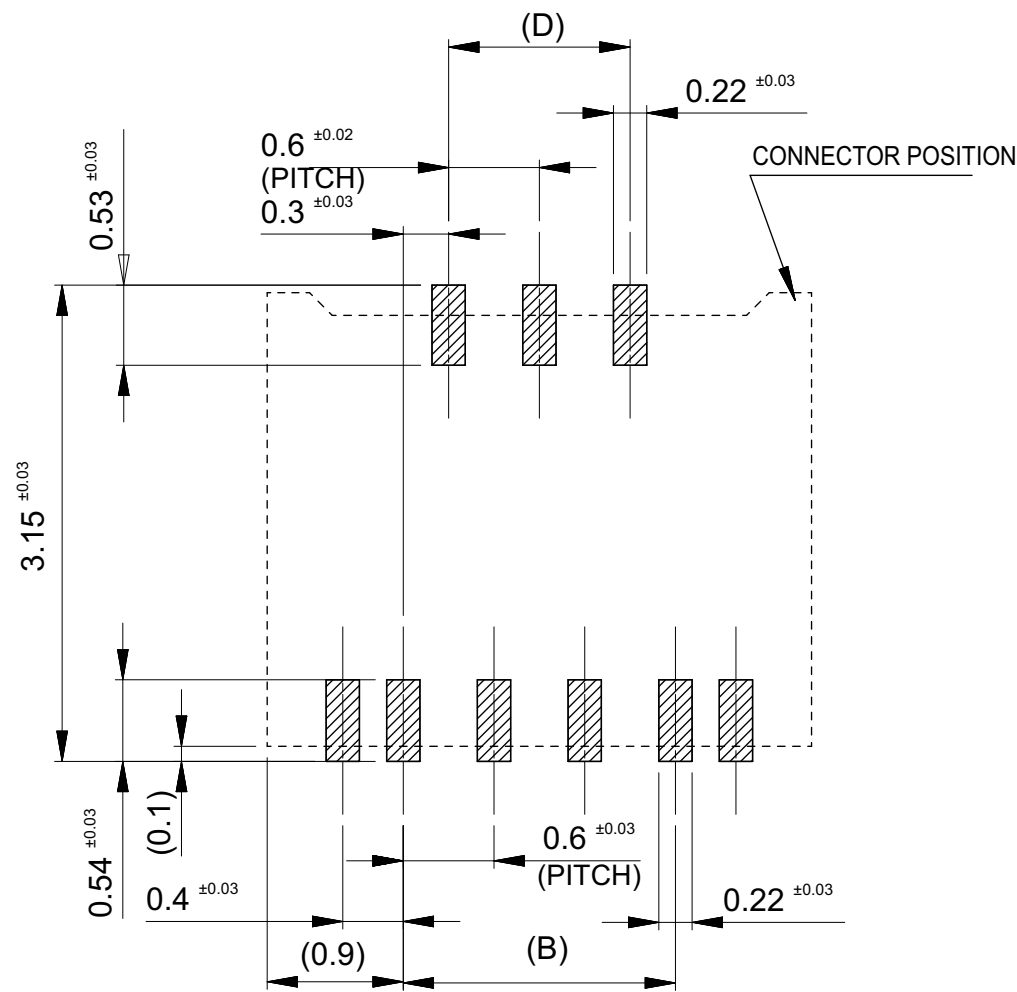
**Sinkelee**

PART NUMBER  
**FPC03-504754-1900**

PRODUCT CUSTOMER DRAWING

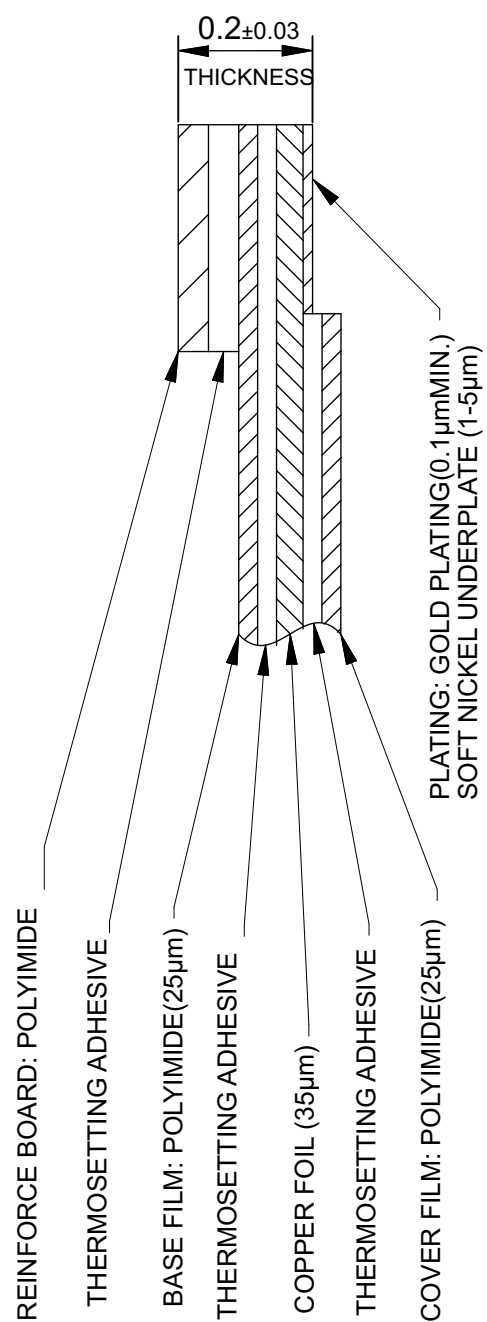
MATERIAL NUMBER: SEE SHEET 1  
CUSTOMER:

DOCUMENT NUMBER: 5047541000  
DOC TYPE: PSD  
DOC PART: 000  
SHEET NUMBER: 1 OF 3



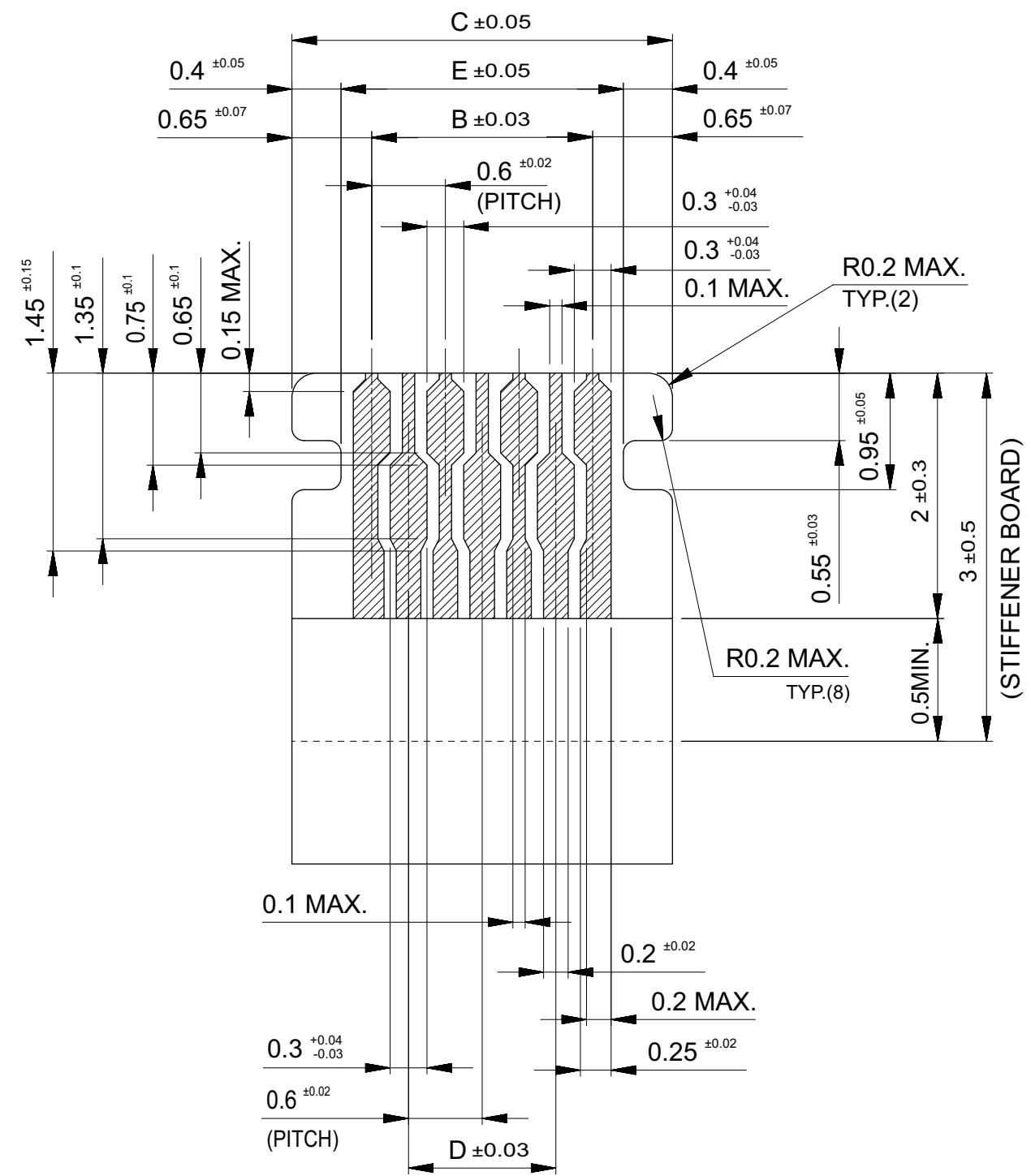
RECOMMENDED P.C. BOARD PATTERN LAYOUT

RECOMMENDED METAL MASK THICKNESS : 0.1mm  
 APERTURE RATE: 80%



STRUCTURE OF FPC

### FOR ODD CKT ASSY



APPLICABLE FPC WITH GOLD PLATING  
 RECOMMENDED DIMENSION  
 THICKNESS : 0.2±0.03

**NOTE**

- PLEASE OPERATE THE ACTUATOR AFTER MOUNTING ON THE SUBSTRATE.
- ABOUT FPC  
 RECOMMENDED STIFFENER MATERIAL: POLYIMIDE  
 RECOMMENDED BASE FILM THICKNESS: 25 MICROMETER  
 RECOMMENDED ADHESIVE: THERMOSETTING ADHESIVE  
 NOTE: PLEASE PUT APPROPRIATE AMOUNT OF ADHESIVE

ON ADHEREND BECAUSE THERE IS A POSSIBILITY THAT THE EXTRA ADHESIVE CAUSES THE DEFECT IN ELECTRICAL CONTINUITY.

RECOMMENDED PUNCHER DIRECTION:  
 FROM CONDUCTOR SIDE TO STIFFENER FILM SIDE.

GENERAL TOLERANCES (UNLESS SPECIFIED)	MM	20:1	<b>Sinkelee</b>		
	ANGULAR TOL ±1.0°	DRWN BY Jack			
4 PLACES <sup>2A</sup> ±	0.03	APPR BY Joson	DATE 2016/03/31	PRODUCT CUSTOMER DRAWING	
3 PLACES ±	0.03	APPR BY TKUSUHARA01	DATE 2016/03/31	MATERIAL NUMBER SEE SHEET 1	CUSTOMER
2 PLACES ±	0.05	DRAWING SIZE A3	THIRD ANGLE PROJECTION	DOCUMENT NUMBER 5047541000	DOC TYPE PSD
1 PLACE ±	0.1			DOC PART 000	SHEET NUMBER 2 OF 3
0 PLACES ±	0.2				
DRAFT WHERE APPLICABLE MUST REMAIN WITHIN DIMENSIONS					