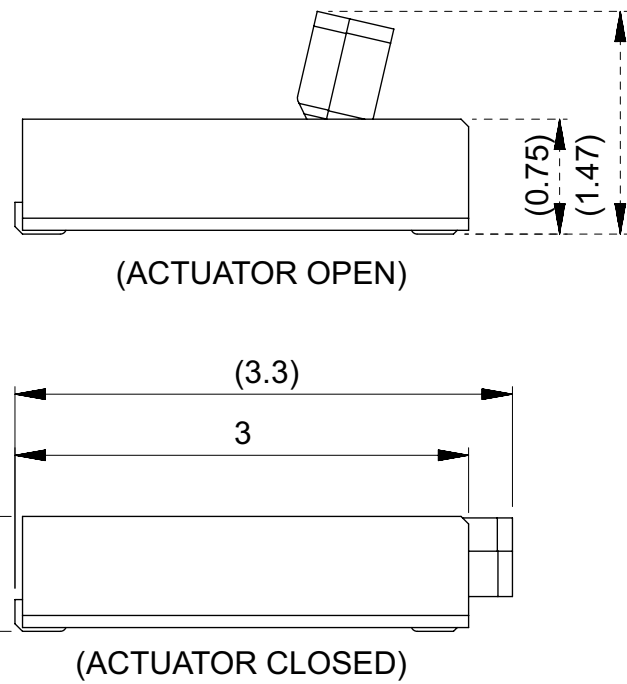
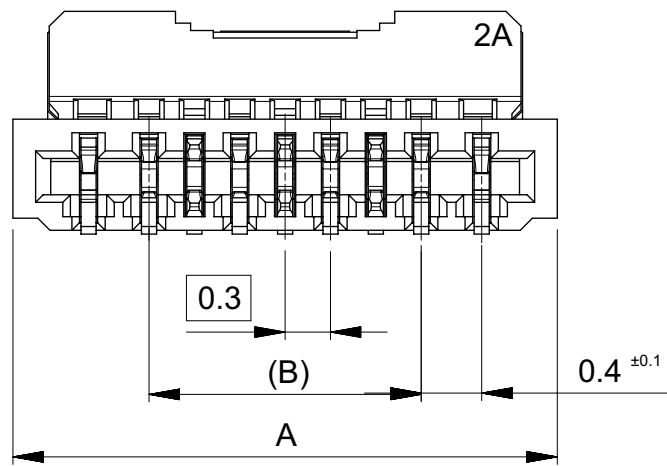
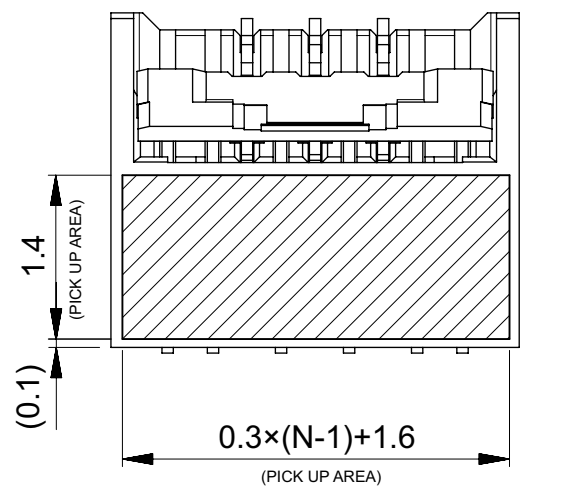


NOTES:

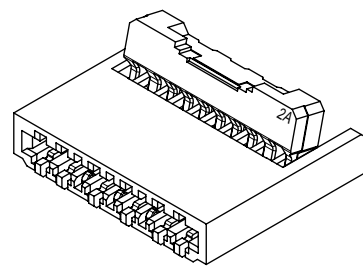
- MATERIAL
HOUSING: LIQUID CRYSTAL POLYMER, BLACK, GLASS FILLED, UL94 V-0
ACTUATOR:
LCP TYPE: LIQUID CRYSTAL POLYMER, NATURAL GLASS FILLED, UL94 V-0
ODD TERMINAL: COPPER ALLOY(t=0.10)
EVEN TERMINAL: COPPER ALLOY(t=0.10)
LOCK TERMINAL: COPPER ALLOY(t=0.10)
- PLATING
CONTACT AREA: SEPARATED GOLD PLATING (0.1 MICROMETER MINIMUM)
SOLDER TAIL AREA: SEPARATED GOLD PLATING
LOCK TERMINAL
SOLDER TAIL AREA: SEPARATED GOLD PLATING
UNDERPLATE: NICKEL PLATING(1.0 MICROMETER MINIMUM)
- TAILS' COPLANARITY TO BE 0.1 MAXIMUM.
- ELV AND RoHS COMPLIANT



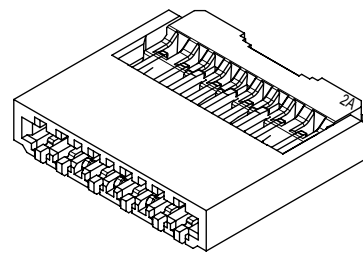
18.5	17.4	19.3	18.0	19.8	FPC03-504754-6160	61
15.5	14.4	16.3	15.0	16.8	FPC03-504754-5160	51
12.5	11.4	13.3	12.0	13.8	FPC03-504754-4160	41
11.9	10.8	12.7	11.4	13.2	FPC03-504754-3960	39
11.3	10.2	12.1	10.8	12.6	FPC03-504754-3760	37
10.7	9.6	11.5	10.2	12.0	FPC03-504754-3560	35
10.1	9.0	10.9	9.6	11.4	FPC03-504754-3360	33
9.5	8.4	10.3	9.0	10.8	FPC03-504754-3160	31
7.7	6.6	8.5	7.2	9.0	FPC03-504754-2560	25
6.5	5.4	7.3	6.0	7.8	FPC03-504754-2160	21
4.7	3.6	5.5	4.2	6.0	FPC03-504754-1560	15
3.5	2.4	4.3	3.0	4.8	FPC03-504754-1160	11
2.9	1.8	3.7	2.4	4.2	FPC03-504754-0960	9
2.3	1.2	3.1	1.8	3.6	FPC03-504754-0760	7
E	D	C	B	A	EMBOSSED PACKAGE	CIRCUITS



RECOMMENDED PICK UP AREA

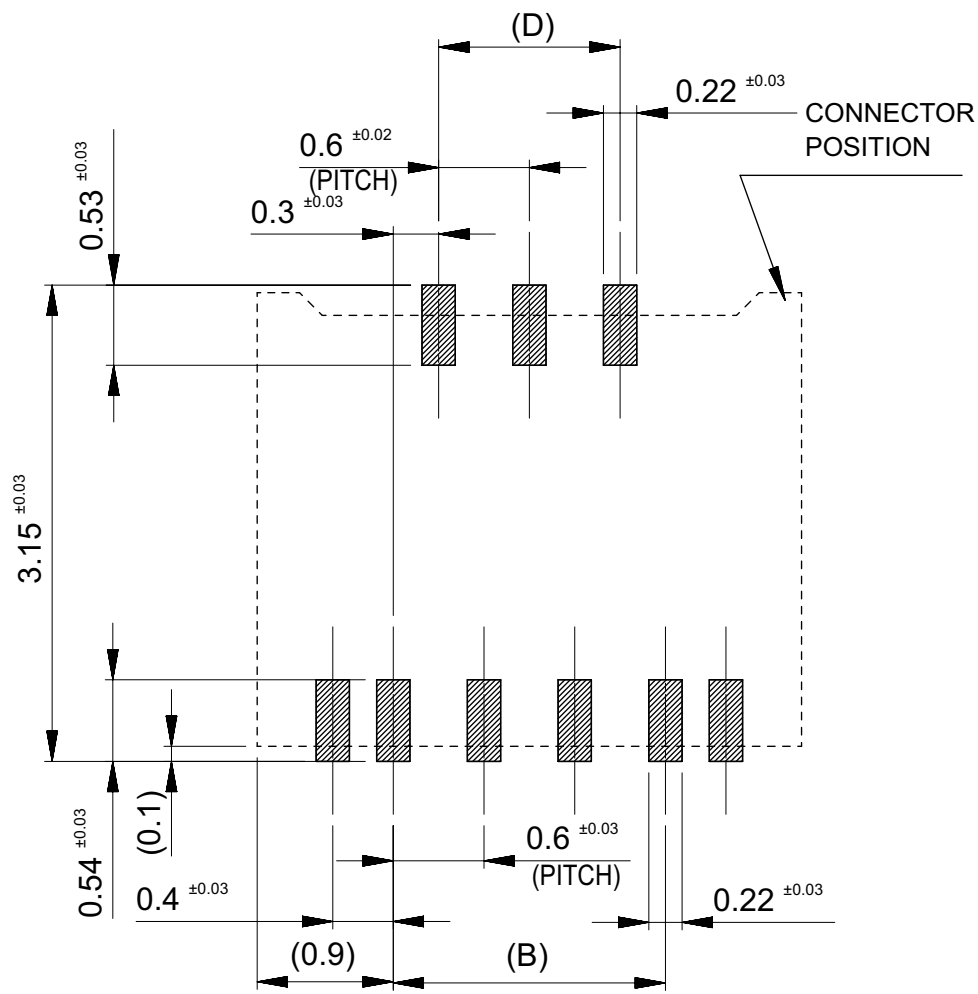


ISO VIEW(REFERENCE)
(ACTUATOR OPENED)



ISO VIEW(REFERENCE)
(ACTUATOR CLOSED)

GENERAL TOLERANCES (UNLESS SPECIFIED) ANGULAR TOL ±1.0° 4 PLACES ^{2A} ± 0.03 3 PLACES ± 0.03 2 PLACES ± 0.05 1 PLACE ± 0.1 0 PLACES ± 0.2 DRAFT WHERE APPLICABLE MUST REMAIN WITHIN DIMENSIONS	MM	20:1	Sinkelee		
	DRWN BY	DATE			
	Jack	2016/03/18	PRODUCT CUSTOMER DRAWING		
	APPR BY	DATE			
	Joseon	2016/03/31	CUSTOMER		
	APPR BY	DATE			
TKUSUHARA01	2016/03/31	DOC TYPE DOC PART SHEET NUMBER PSD 000 1 OF 2			
DRAWING SIZE	THIRD ANGLE PROJECTION				
A3					



RECOMMENDED P.C. BOARD PATTERN LAYOUT

RECOMMENDED METAL MASK THICKNESS : 0.1mm
 APERTURE RATE: 70%

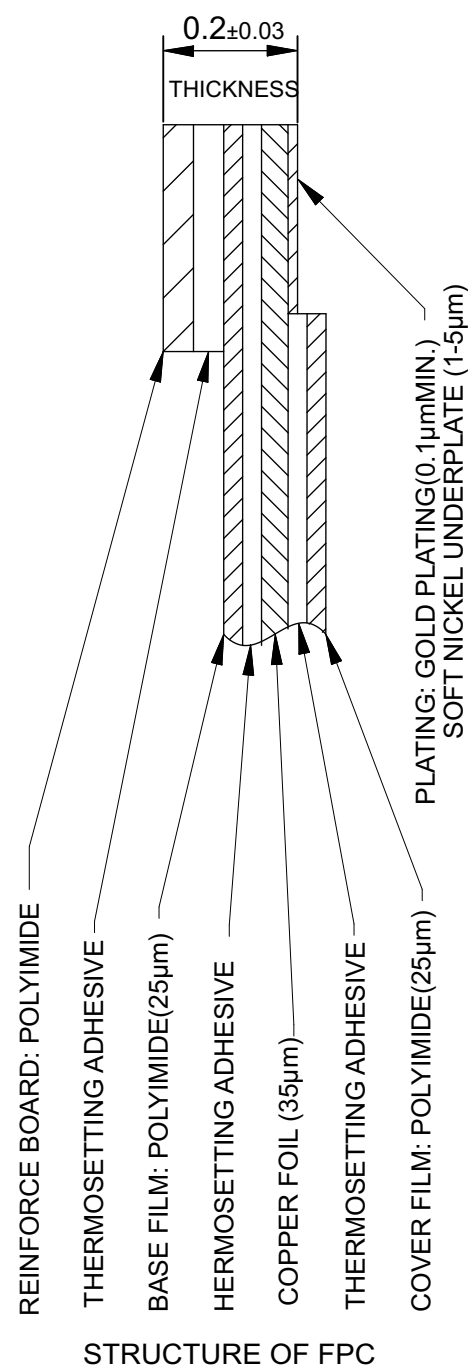
1. NOTE

PLEASE OPERATE THE ACTUATOR AFTER MOUNTING ON THE SUBSTRATE

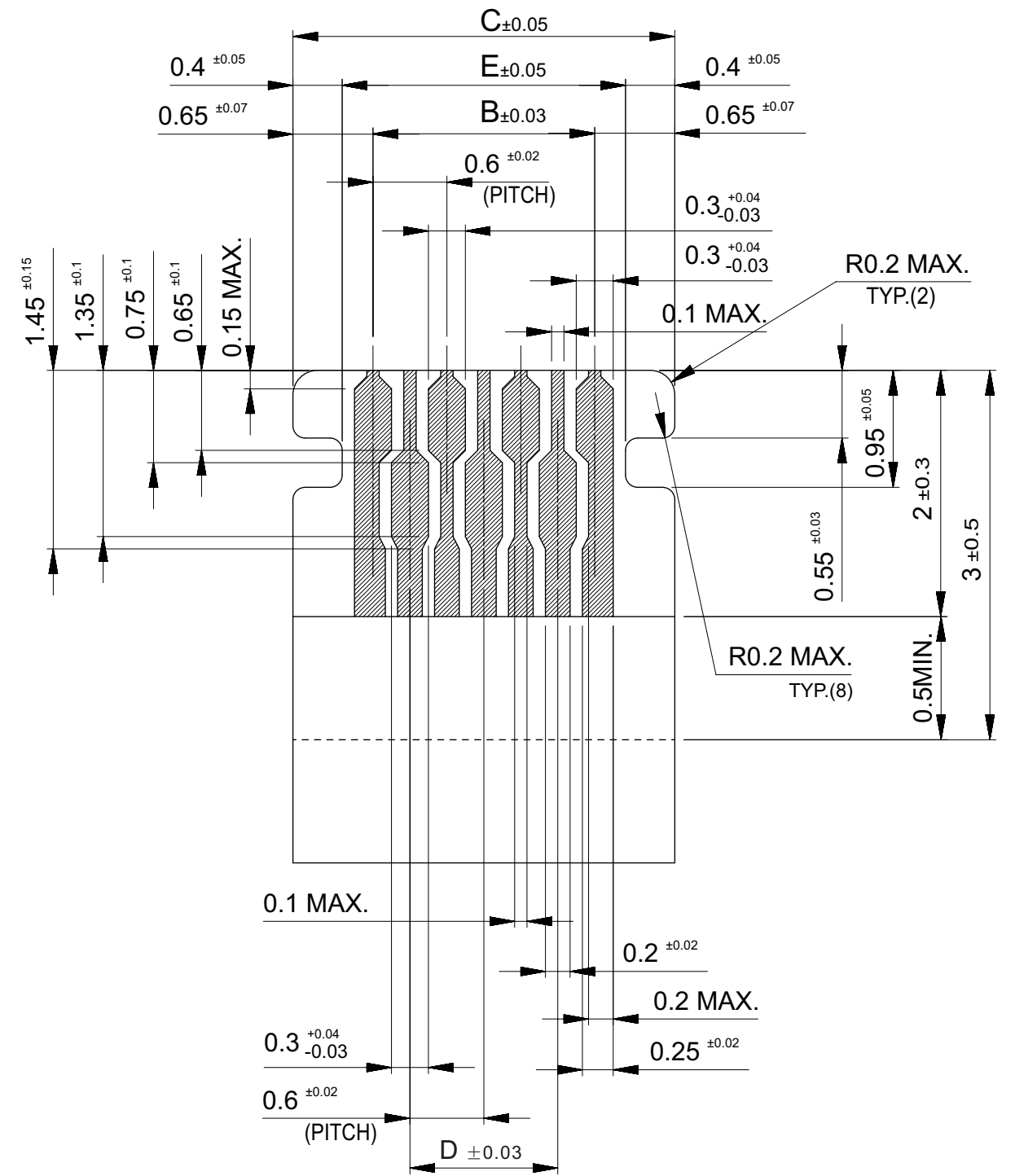
2. ABOUT FPC

RECOMMENDED STIFFENER MATERIAL: POLYIMIDE
 RECOMMENDED BASE FILM THICKNESS: 25 MICROMETER
 RECOMMENDED ADHESIVE: THERMOSETTING ADHESIVE
 NOTE: PLEASE PUT APPROPRIATE AMOUNT OF ADHESIVE ON ADHEREND BECAUSE THERE IS A POSSIBILITY THAT THE EXTRA ADHESIVE CAUSES THE DEFECT IN ELECTRICAL CONTINUITY.

RECOMMENDED PUNCHER DIRECTION:
 FROM CONDUCTOR SIDE TO STIFFENER FILM SIDE.



STRUCTURE OF FPC



APPLICABLE FPC WITH GOLD PLATING
 RECOMMENDED DIMENSION
 THICKNESS : 0.2 ±0.03

GENERAL TOLERANCES (UNLESS SPECIFIED)	MM	20:1	Sinkelee		
	DRWN BY	DATE			
ANGULAR TOL ±1.0°	Jack	2016/03/18	FPC03-504754-3360		
4 PLACES ^{2A} ±	0.03	APPR BY	DATE	PRODUCT CUSTOMER DRAWING	
3 PLACES ±	0.03	Joson	2016/03/31	MATERIAL NUMBER	
2 PLACES ±	0.05	APPR BY	DATE	CUSTOMER	
1 PLACE ±	0.1	TKUSUHARA01	2016/03/31	SEE SHEET 1	
0 PLACES ±	0.2	DRAWING SIZE	THIRD ANGLE PROJECTION	DOCUMENT NUMBER	
DRAFT WHERE APPLICABLE MUST REMAIN WITHIN DIMENSIONS	A3			5047541000	DOC TYPE
				PSD	DOC PART
				000	SHEET NUMBER
					2 OF 2